



PERFORMANCE RANGE

- Max flow rate: **200 l/min** (12 m³/h)
- Working pressure: **10 bar**
- Restarting pressure: **1.5 bar** ●

APPLICATION LIMITS

- Maximum liquid temperature **+55 °C**
- Ambient temperature up to **+40 °C**
- Burst pressure **> 40 bar**
- Protection: **IP 65**
- Voltage: **230 V** - Frequency: **50/60 Hz**
- Max current: **16 A**

CONSTRUCTION AND SAFETY STANDARDS

- Resinated and easily replaced electronic card for complete protection from humidity, fitted in the case with an IP 65 protection.
- The electronic card inside EASYPRESS has undergone the strictest EMC tests of electromagnetic compatibility.
- EASYPRESS complete with pressure gauge.

INSTALLATION AND USE

The EASYPRESS series consists of electronic devices designed to start (when a tap is turned on) and stop (when a tap is turned off) single-phase pumps.

A **microprocessor protects** the pump from dry running, and allows the pump to be restarted either automatically or manually. It also prevents the pump from starting too often when small leaks are present within an installation.

PATENTS - TRADE MARKS - MODELS

- Registered EU Design n. 868062
- Patent n. IT 1388969, IT 1388970
- EASYPRESS® registered Trade Mark n. 0001334481



OPTIONS AVAILABLE ON REQUEST

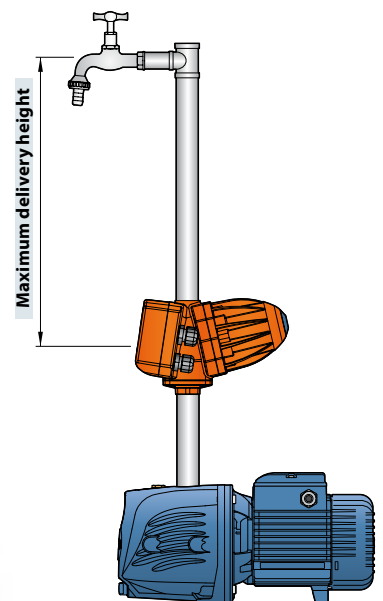
- EASYPRESS-1 version with restarting pressure **0.8 bar** ●
- EASYPRESS-2 version with restarting pressure **2.2 bar** ●
- Version with 1" NPT
- Version with cable and Schuko plug and socket

STARTING PRESSURE

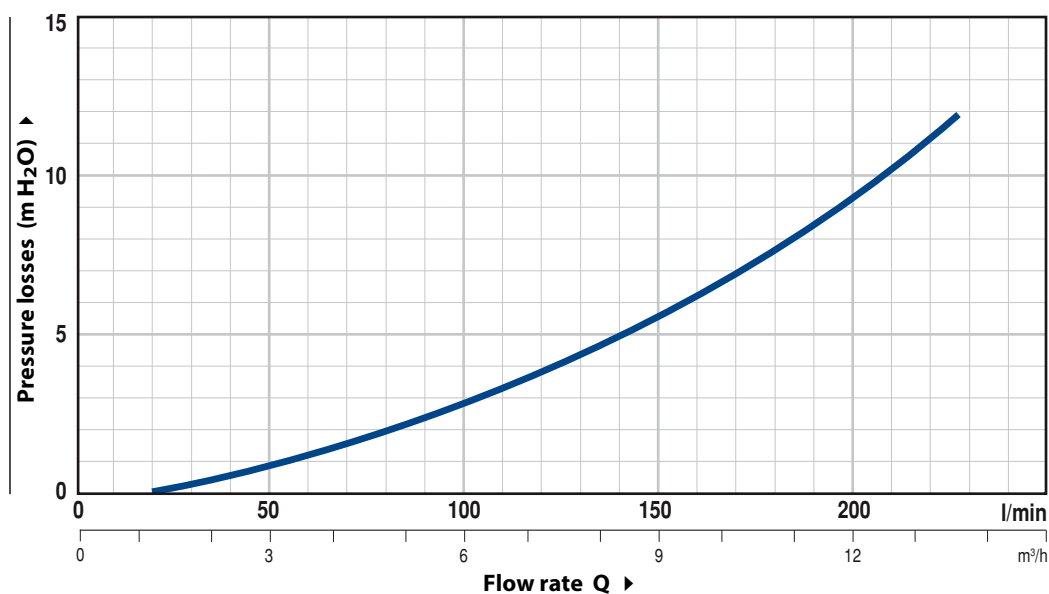
There are three different models available, each with a different starting pressure and easily identified by the coloured cap positioned at the rear of the EASYPRESS, for installations requiring delivery at various heights.

Maximum delivery height

- 2.2 bar version ● = **18 m**
- 1.5 bar version ● = **11 m**
- 0.8 bar version ● = **5 m**

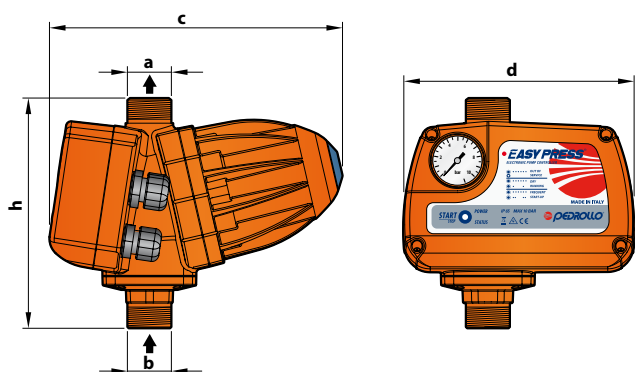


PRESSURE LOSSES



MODEL	POWER (P ₂)		Volt	Hz	Current	Fittings	Flow rate	Restarting pressure
	kW	HP						
EASYPRESS	1.5	2	230	50/60	16 A	1" x 1"	12 m ³ /h	1.5 bar

DIMENSIONS AND WEIGHT



MODEL	PORTS		DIMENSIONS mm			kg
	a	b	c	d	h	
EASYPRESS	1"	1"	221	175	174	1.63

ACCESSORIES

- GSR Special three-piece joint with an o-ring seal (1" M)



PALLETIZATION

MODEL	
Single-phase	n. EASYPRESS
EASYPRESS	147